

Applications

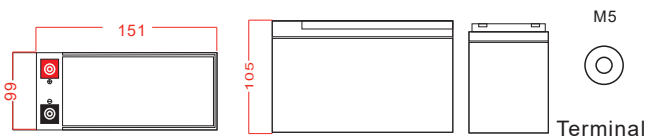
- > Electric vehicle
- > Electric wheelchair
- > Electric scooter
- > Electric play car for children
- > Garbage truck
- > Patrol car

General Features

- > High Corrosion Resistant Performance: Pb-Ca multi-alloy grid
- > High Energy Density and Power Density
- > Excellent Charge Acceptance Ability
- > Strong High and Low Temperature Performance
- > Optimized Capability of instant High-current Discharging
- > Low self-discharge rate



Dimension: 151(L)×99(W)×98(H)×105(TH) Unit: mm



Specification

Nominal Voltage	12V
Nominal Capacity	14Ah
Design life	5 years
Terminal	M5
Approx. Weight	Approx4.25kg (9.38lbs)
Container Material	ABS
Rated Capacity	15.4Ah 10Hour Rate (1.54A to 10.5V) 14.0Ah 2Hour Rate (6.00A to 10.5V) 10.5Ah 1Hour Rate (10.5A to 10.5V)
Operating Temperature	Discharge: -20 ~50°C(-4~ 122°F) Charge: -20 ~50°C(-4~ 122°F) Storage: -20 ~50°C(-4~ 122°F)
Charge Method (25 °C)	Float Use:13.7-13.9V@25°C Cycle Use :14.7-14.9V,@25°C Max charge current 1.8A
Self discharge	3% of capacity declined per month at 25°C

Constant Current Discharge Characteristics Unit: A (25 °C, 77 °F)

F. V/Time	5Min	15Min	30Min	1h	2h	3h	5h	8h	10h	20h
1.60V	56.2	30.2	18.4	10.8	6.18	4.57	3.00	1.93	1.58	0.83
1.65V	54.7	29.3	18.1	10.7	6.13	4.52	2.98	1.91	1.57	0.83
1.70V	52.5	28.7	17.8	10.6	6.09	4.46	2.93	1.89	1.55	0.82
1.75V	48.3	27.8	17.6	10.5	6.00	4.41	2.91	1.88	1.54	0.82
1.80V	43.2	25.8	16.9	10.2	5.89	4.39	2.85	1.87	1.52	0.81
1.85V	38.6	23.2	15.4	9.44	5.58	4.12	2.69	1.79	1.48	0.80

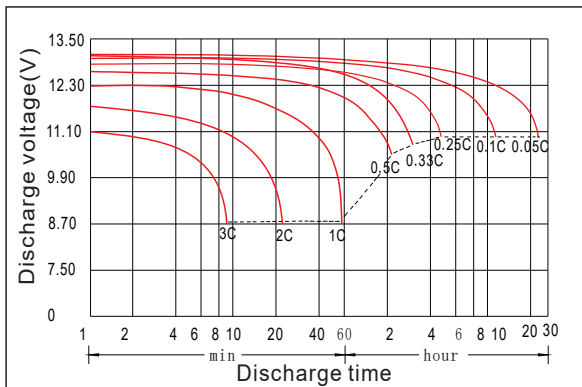
Constant Power Discharge Characteristics Unit: W/cell(25 °C, 77 °F)

F. V/Time	5Min	15Min	30Min	1h	2h	3h	5h	8h	10h	20h
1.60V	85.6	48.4	30.2	18.4	10.6	7.88	5.16	3.40	2.76	1.49
1.65V	82.4	47.4	30.0	18.3	10.6	7.78	5.14	3.36	2.74	1.48
1.70V	82.0	47.0	30.0	18.2	10.5	7.74	5.10	3.36	2.70	1.48
1.75V	76.4	46.6	29.8	18.0	10.5	7.70	5.06	3.32	2.68	1.47
1.80V	70.2	44.0	29.0	17.9	10.4	7.66	5.02	3.30	2.64	1.46
1.85V	62.6	39.4	26.6	16.6	10.0	7.30	4.78	3.18	2.60	1.45

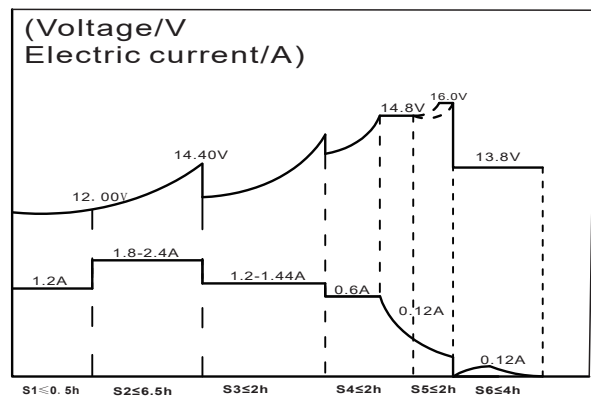


6-DZM-14 Electric Vehicle Battery

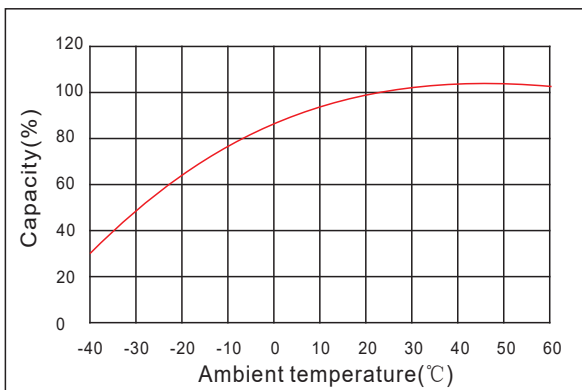
Discharge characteristic



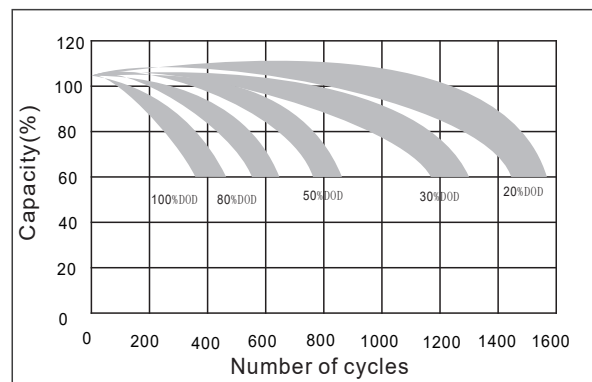
Charging characteristic



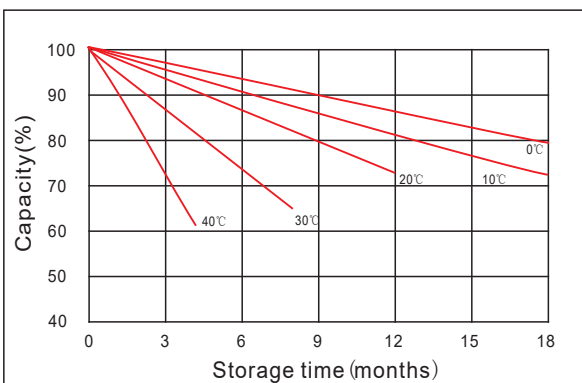
The effect of temperature on capacity



The effect of discharge depth on cycle life



Curves of selfdischarge



Curves of open circuit voltage vs. capacity

